

GOYN Monthly Anchor Partner Meeting Presentation of Youth for Data (Y4D)

Fatoumata Ndiaye & Seynabou Diagne (Eclosio)

Amelia Thompson (CRS)



Agenda

- Strategy
- Stakeholders
- Mentimeter
- Methodology
- Results
- Impact of Participating on Youth
- Recommendations from MSAG
- Key Takeaways

Youth 4 Data Strategy



Pilot an innovative approach to youth development.



Identify the employment and entrepreneurship barriers Opportunity Youth face in Thiès.



Build Opportunity Youth's capacity to collect, analyze, and use data to support local decision-making.



Contribute to the development of more inclusive local policies through centering youth agency.

Youth 4 Data Stakeholders



List of Stakeholders
Eclosio - anchor partner
CRS - partner
Youth Advisory Group (YAG)
Multi-Sectoral Advisory Group (MSAG)

Mentimeter



- Join us on Mentimeter using the QR code or
- Go to menti.com and enter code **95 59 463**

(Mentimeter Answer)

Mentimeter

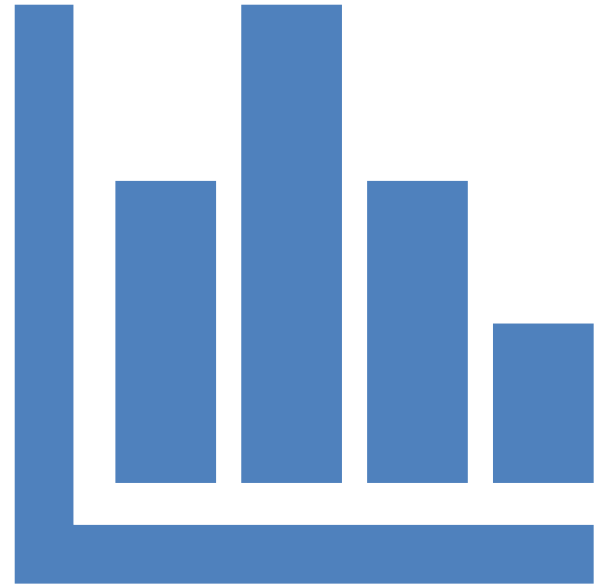
If you find any of the answers to the Mentimeter questions during the presentation, drop the answer in the chat.



HINT 😊


(Mentimeter Answer)

Youth 4 Data Methodology



Youth Engagement Process

- Development of selection criteria to identify youth participants.
- Co-development of research questions with selected youth.
- Presentation of youth research interests to the MSAG with youth representatives.
- Training of youth in survey administration.
 - Collecting informed consent.
 - Conducting interviews using CommCare.
- Review of collected data with youth facilitated by PowerBi.



Data Collection



Photo by Oumar Fall/Eclasio

Planning

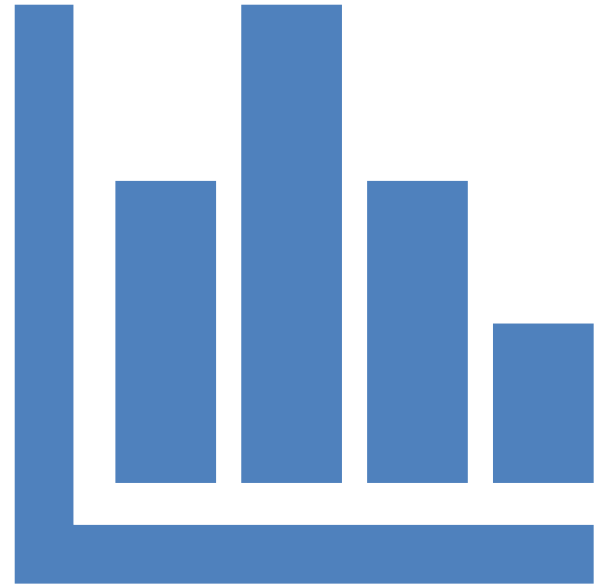
- Development of data collection plan.
- Identification of target areas and community leaders.

Field Collection


- Deployment of young people in the 15 communes of Thiès.
- Collection of data via CommCare.

Monitoring and Supervision

- Regular reviews to ensure data quality.
- Ongoing support to young people in the field.



Youth 4 Data Survey Results



Profile of OY Surveyed (n=1,499)

Gender

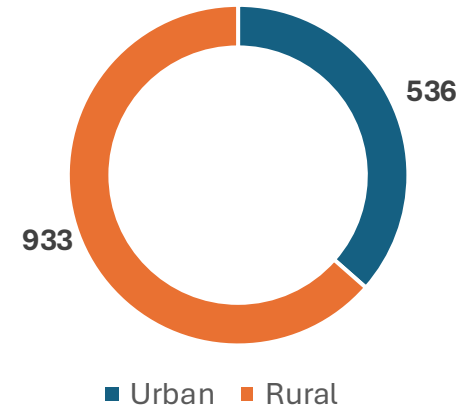


65%

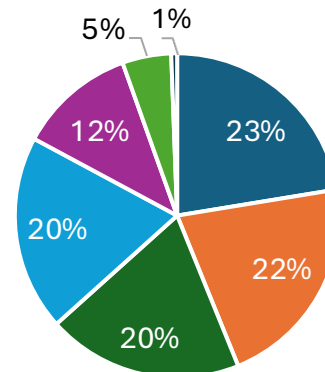


35%

Region



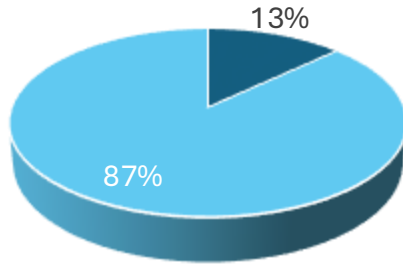
Education Level



- University
- Secondary
- Primary
- Middle
- Koranic
- None
- Literate in local language

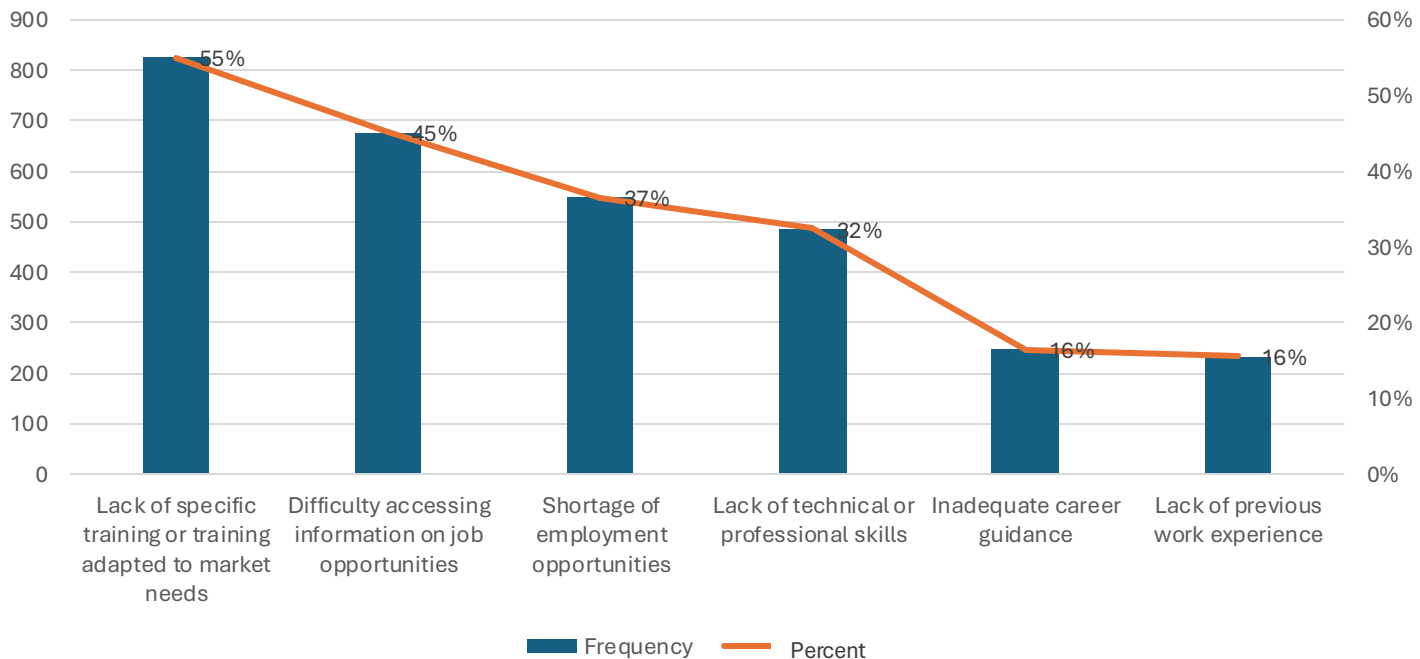
Survey Results: Barriers to Finding Employment

Work Experience



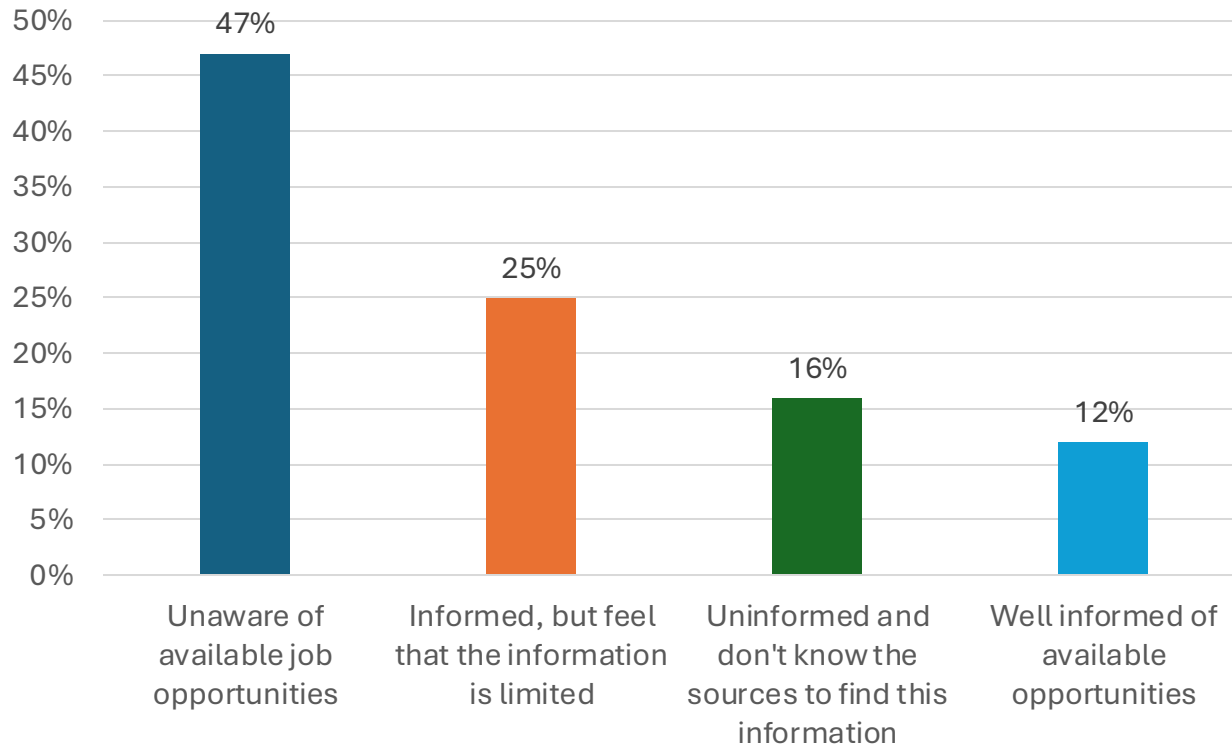
The proportion of young people with work experience remains low at 13% compared to 87% who have no work experience. **(Mentimeter Answer)**

Obstacles to Finding Employment



Survey Results: Barriers to Finding Employment

OY Knowledge of Job Opportunities in Thiès

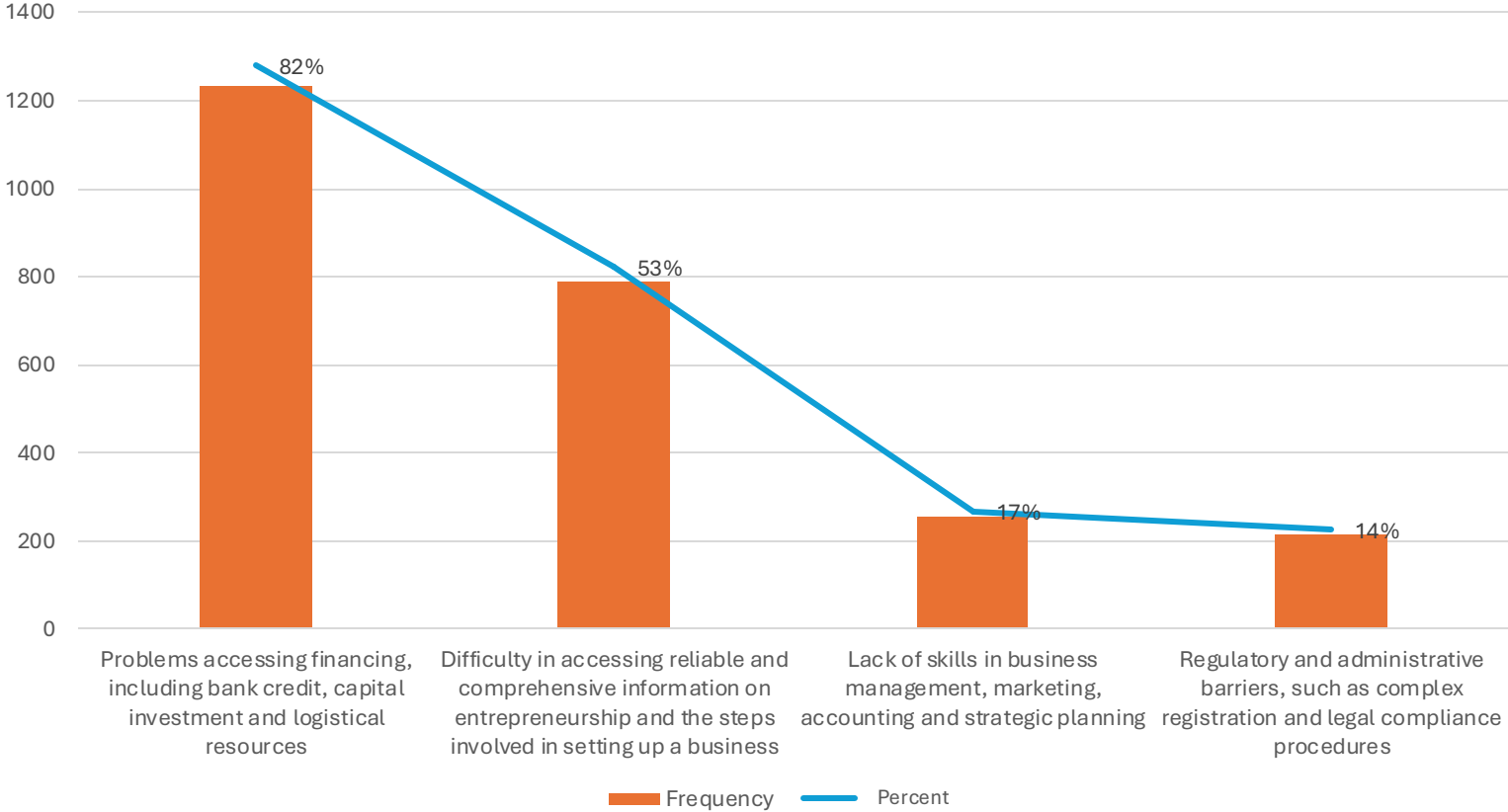


- The transportation sector is the most familiar to young people followed by the trade and the agricultural sectors.
- Fishing and tourism are the two sectors young people know the least about.

Many young people are unaware of available job opportunities in Thiès.

Survey Results: Barriers to Starting a Business

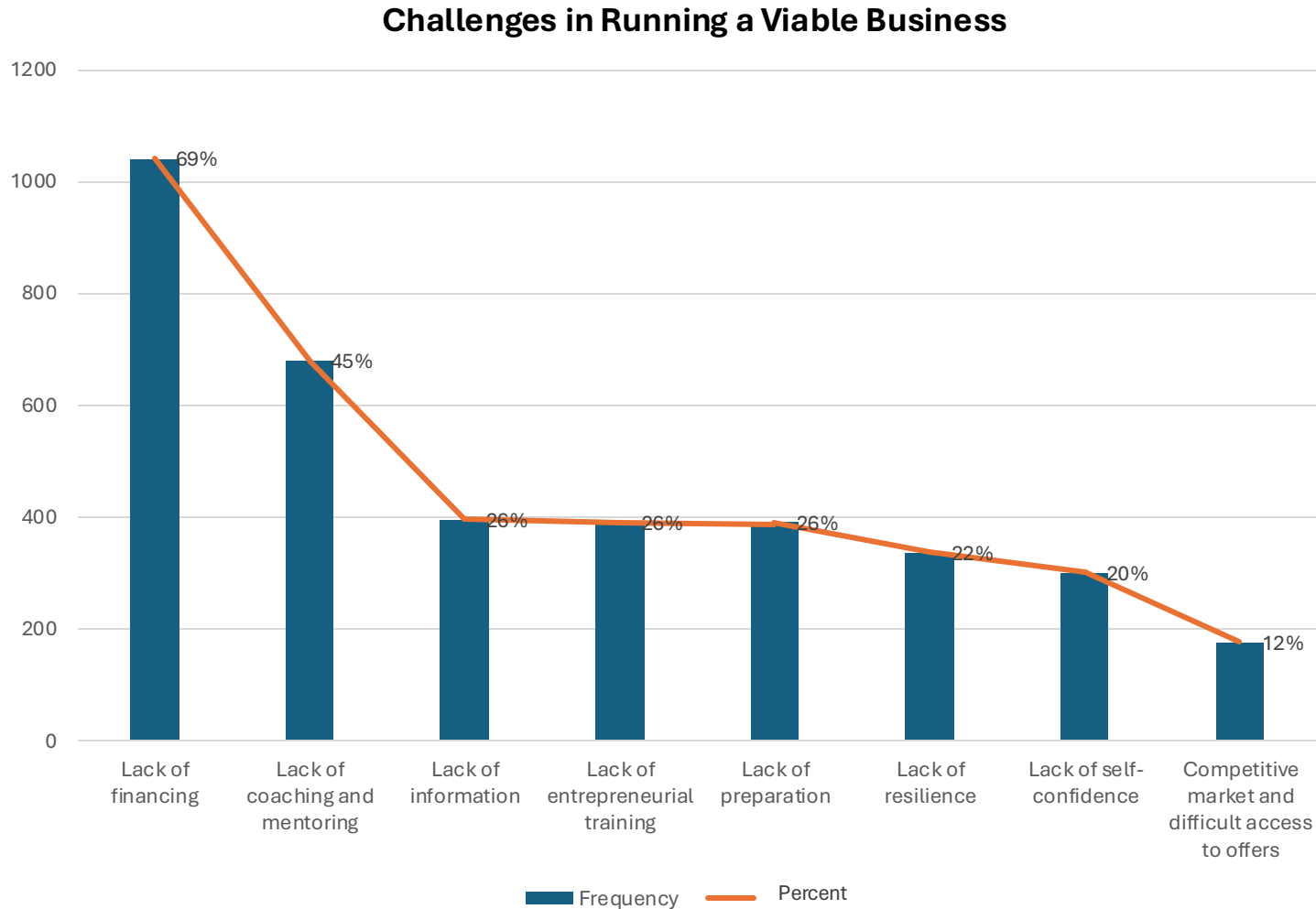
Challenges in Setting up a Business



(Mentimeter Answer)

Accessing financing is a major barrier to young people’s ability to start a business.

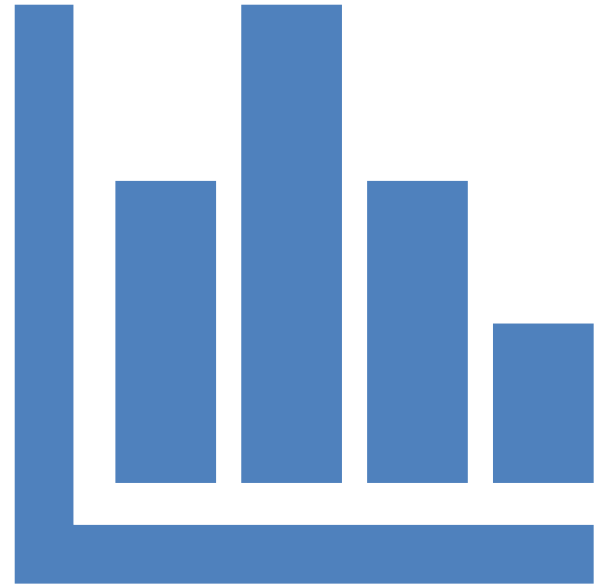
Survey Results: Barriers to Running a Business



Lack of coaching, mentoring and access to information are also key barriers to young people running a viable business.



**Impact on
&
Lessons Learned from
Youth Participants**



Youth Participants' Skills Development



100% of respondents (n=12) moderately or significantly improved in their ability to **collect data**. (Mentimeter Answer)



92% of respondents (n=11) moderately or significantly improved in their ability to **use digital tools to conduct research**.



75% of respondents (n=9) moderately or significantly improved in their ability to **develop research questions**.



75% of respondents (n=9) moderately or significantly improved in their ability **use data to promote social change**.

Additional Impact on Youth Participants

- Enhanced understanding of the role of data in promoting social change.
- Boosted participants' motivation and a sense of responsibility to address social challenges, becoming more engaged and ready to act.
- Built their confidence while allowing them to network, improve their communication skills and demonstrate leadership.



Photo by Oumar Fall/Eclosis

Hearing from Youth 4 Data Participants

"The collection allowed me to learn more about the digital survey...I really appreciated the exchanges and discussions I had with Opportunity Youth."

"(My favorite part of participating was) exchanging ideas with Opportunity Youth to better guide our mission as YAG members."

"Involvement from start to finish (was my favorite part of participating) because it made us feel more involved."



Photo by Oumar Fall/Eclasio

**Recommendations
from Multi-Sectoral
Advisory Group
(MSAG)**



Recommendations from Multi-Sectoral Advisory Group (MSAG)



Survey Design and Administration

- Use qualitative and quantitative data collection approaches in future data collection efforts.
- Access data on youth who are considered OY to survey in community.
- Include youth with higher levels of education.
- Work directly with local authorities to collect data in rural areas.
- Involve youth organizations in data collection.



Enabling Environment

- Use findings to inform employment-related projects for young people.
- Broadly share the study findings including with local authorities, training schools, and other relevant actors.
- Leverage the study to advocate for policy changes related to youth issues.



Key Takeaways



Key Takeaways



Engagement of youth in research strengthens their self-agency and awareness about their local community.



Engaging young people in meaningful data collection processes can reduce power imbalances and advance equity in research practices.



Research led by Opportunity Youth can be leveraged to inform local community decisions especially if key leaders are included at throughout the research process.

**THANK YOU FOR
YOUR ATTENTION!**
